

Vonk Choke Valve

Model CHV (Angle Body)

Vonk choke valves provide superior performance in abrasive environments, precise flow control and ease of maintenance, delivering operational reliability in the most challenging applications.



Product overview

Vonk choke valves provide superior performance in abrasive environments, precise flow control and ease of maintenance, delivering operational reliability in the most challenging oil and gas applications as the industry copes with extreme operating conditions and remote operating environments. The CHV model is designed as an angle body configuration and is available from 1 to 8" body sizes, incorporating highly engineered rotating disc trim technology which minimizes wear while maximizing controllability and guaranteeing positive shut-off service. The CHV model range is highly versatile and is designed with an ISO top flange for easy automation, standard.

General applications

Vonk unique rotating disc choke valves have been designed for the upstream segment of the oil and gas market, excelling in applications with high differential pressure and abrasive fluids, including production, high pressure separators and well injection and fracturing applications.

Technical data

Body materials: Cast and forged stainless steel, carbon steel and CRA are available

Connections: Flange, hub, thread and butt weld

Pressure range: ANSI 150/4500, API 2000/15000

Temperature range: -148°F to +572°F [-100°C to 300°C]

Body sizes: 1" to 8"

End connections: 1" to 12"

C_v values: 0.01 to 1030

Features and benefits

- Extended service life, delivered by a robust but simple rotating disc and bean design.
- Low life cycle costs resulting from improved resistance to erosive production fluids.
- Ease of maintenance and inspection, facilitated by removal of limited internals while valve remains in service.
- Operational confidence and safety, guaranteed by 100% shut-off to Class V ANSI FCI-70.
- Operational reliability with the capability of handling high pressure drops and delivering fixed C_v values.
- Controlled environmental impact governed by reduced effects of noise and vibration.
- Improved pressure recovery performance factor delivered by the unique bean and disk design.

Vonk Choke Valve

Model CHV (Angle Body)

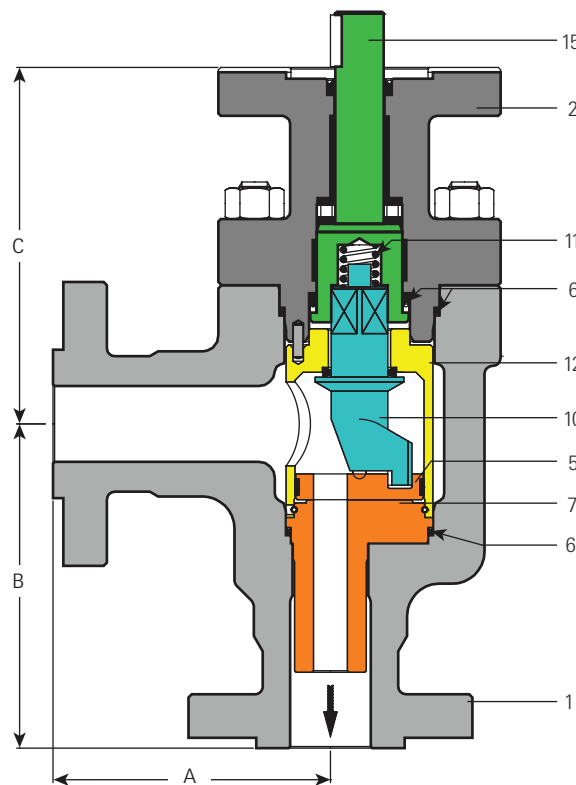
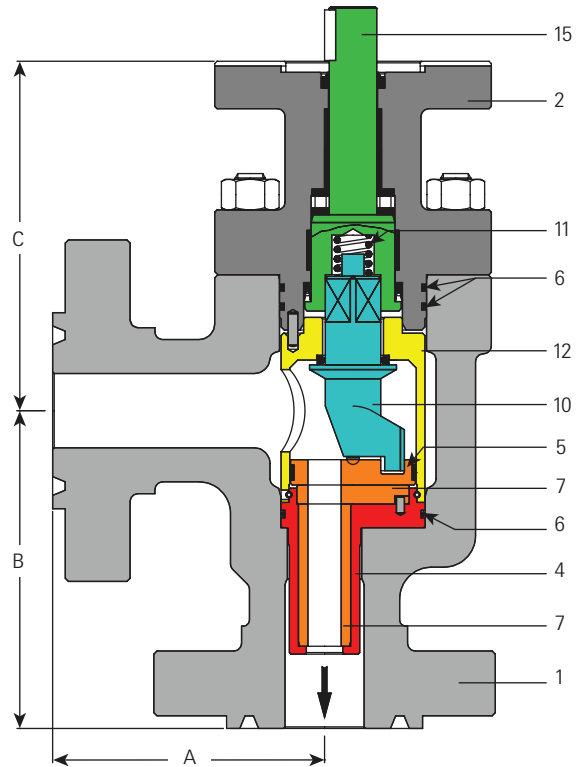
Materials

Standard					
Pos. no.	Parts	Body size	Standard service	Low temp. service	Wet CO ₂ service
1	Body	All	A216-WCB	A352-LCC	A487-CA6NM
2	Bonnet	3"-6" 1"-2"	A216-WCB	A352-LCC 1.4313	A487-CA6NM
16	Bolts/Nuts	All	A320-L7M/A194-7M		
4	Bean carrier	2"-6" 1"	AISI 410 No bean carrier		
5	Front disc	All	Tungsten Carbide		
7	Bean	All	Tungsten Carbide		
10	Turning fork	4"-6" 1"-3"	A487-CA6NM AISI 410		
11	Spring	All	Inconel® X750		
12	Protective bushing	All	AISI 316		
15	Bonnet shaft	All	Duplex 1.4462		
	Soft seals		Viton®/PTFE		
6	temp. range	All	32°F to 250°F [0 to 121°C]	-4°F to 250°F [-20°C to 121°C]	-4°F to 250°F [-20°C to 121°C]
	Soft seals		NBR/PTFE		
6	temp. range	All	32°F to 250°F [0 to 121°C]	-4°F to 250°F [-20°C to 121°C]	-4°F to 250°F [-20°C to 121°C]
			3000-10000 Lbs	15000 Lbs	
1	Body	All	A487-1C	A487-1C	A487-CA6NM
2	Bonnet	3"-6" 1"-2"	A487-1C 1.4313	A487-1C 1.4313	A487-CA6NM 1.4313

Materials are to NACE MR-01.75 latest edition. All other materials on request. Flange connection up 12", threaded, hub, butt weld and hammer union connections are available.

Low temperature				
Pos. no.	Parts	Body size	Low temp. service	Wet CO ₂ service
1	Body	All	A352-LCC	A487-CA6NM
2	Bonnet	1"-2" 3"-6"	1.4313 A487-CA6NM	
16	Bolts/Nuts	All	A320-L7M/A194-7M	
5	Front disc	All	Tungsten Carbide	
7	Bean	All	Tungsten Carbide	
10	Turning fork	1"-3" 4"-6"	AISI 410 A487-CA6NM	
11	Spring	All	Inconel® X750	
12	Protective bushing	All	AISI 316	
15	Bonnet shaft	All	Duplex 1.4462	Duplex 1.4462
6	Soft seals		Mod. PTFE	
6	temp. range	All	-148°F to 250°F [-100°C to 121°C]	
			3000-10000 Lbs	15000 Lbs
1	Body	All	A487-1C	A487-CA6NM
2	Bonnet	3"-6" 1"-2"	A487-1C 1.4313	A487-CA6NM 1.4313

Materials are to NACE MR-01.75 latest edition. All other materials on request. Flange connection up 12", threaded, hub, butt weld and hammer union connections are available.



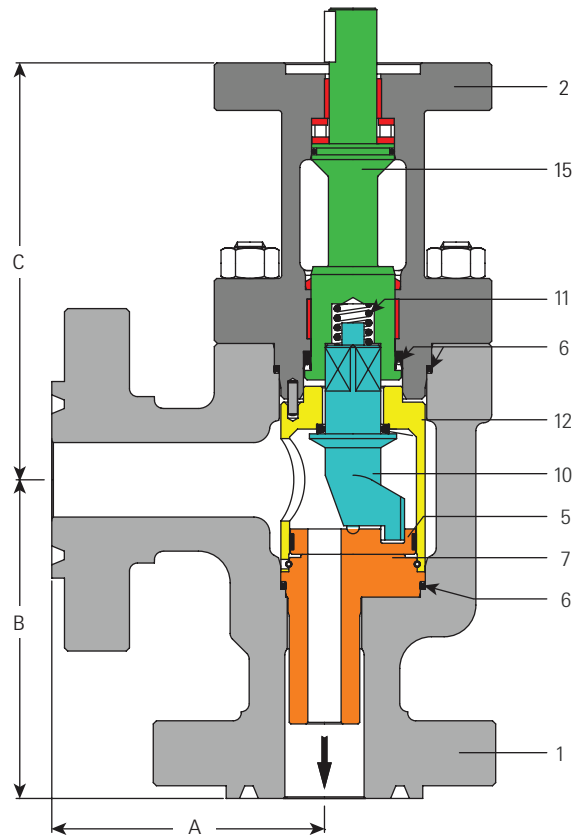
Vonk Choke Valve

Model CHV (Angle Body)

Materials

High temperature				
Pos. no.	Parts	Body size	Standard service	Wet CO ₂ service
1	Body	All	A216-WCB	A487-CA6NM
2	Bonnet	1"-2"	1.4313	
		3"-6"	A487-CA6NM	
16	Bolts/Nuts	All	A320-L7M/A194-7M	
5	Front disc	All	Tungsten Carbide	
7	Bean	All	Tungsten Carbide	
10	Turning fork	1"-3"	AISI 410	
		4"-6"	A487-CA6NM	
11	Spring	All	Inconel® X750	
12	Protective bushing	All	AISI 316	
15	Bonnet shaft	All	Duplex 1.4462	
6	Soft seal	All	Mod. PTFE	
	temp. range		-4°F to 572°F [-20°C to 300°C]	
			3000-10000 Lbs	15000 Lbs
1	Body	All	A487-1C	A487-CA6NM
2	Bonnet	3"-6"	A487-1C	A487-CA6NM
		1"-2"	1.4313	

Materials are to NACE MR-01.75 latest edition. All other materials on request
Flange connection up 12", threaded, hub, butt weld and hammer union connections are available.



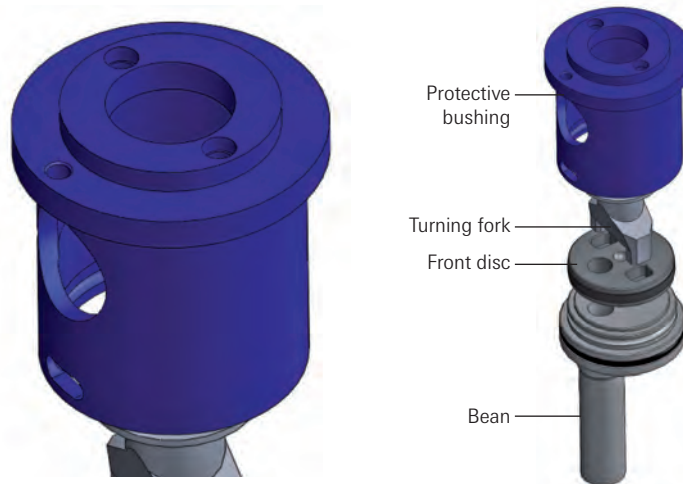
Flanges

ANSI flanges can be delivered with:

- Raised face, stock finish.
- Raised face, smooth finish.
- RTJ grooves.

Dimensions are given in mm, weights are approximate in kgs of bare valve. Other sizes are available on request.

Standard end-to-end dimensions are available. On request, the build-in dimensions can be modified to customer specification.



Vonk Choke Valve

Model CHV (Angle Body)

End-to-end dimensions

1" Body size										
Flange Size	Class	A		B		C		Weight		
		in.	mm	in.	mm	in.	mm	Lbs	Kgs	
1"	ANSI 300	6 ⁵ / ₁₆	160	6 ¹¹ / ₁₆	170	7 ³ / ₁₆	183	82	37	
	ANSI 600	6 ⁵ / ₁₆	160	6 ¹¹ / ₁₆	170	7 ³ / ₁₆	183	84	38	
	ANSI 900	6 ⁵ / ₁₆	160	6 ¹¹ / ₁₆	170	7 ³ / ₁₆	183	93	42	
	ANSI 1500	6 ⁵ / ₁₆	160	6 ¹¹ / ₁₆	170	7 ³ / ₁₆	183	93	42	
	ANSI 2500	6 ¹¹ / ₁₆	170	7 ¹ / ₁₆	180	7 ³ / ₁₆	183	99	45	
1 ¹³ / ₁₆ "	API 10000	6 ³ / ₄	172	7 ¹⁵ / ₁₆	201	7 ³ / ₁₆	183	90	41	
	API 15000	6 ³ / ₄	172	7 ¹⁵ / ₁₆	201	7 ³ / ₁₆	183	101	46	
2"	ANSI 300	6 ³ / ₄	172	7 ¹⁵ / ₁₆	201	7 ³ / ₁₆	183	90	41	
	ANSI 600	6 ³ / ₄	172	7 ¹⁵ / ₁₆	201	7 ³ / ₁₆	183	95	43	
	ANSI 900	6 ³ / ₄	172	7 ¹⁵ / ₁₆	201	7 ³ / ₁₆	183	123	56	
	ANSI 1500	6 ³ / ₄	172	7 ¹⁵ / ₁₆	201	7 ³ / ₁₆	183	123	56	
	ANSI 2500	8 ¹ / ₂	216	9 ⁷ / ₁₆	240	7 ³ / ₁₆	183	148	67	
2 ¹ / ₁₆ "	API 2000	6 ³ / ₄	172	7 ¹⁵ / ₁₆	201	7 ³ / ₁₆	183	99	45	
	API 3000	6 ³ / ₄	172	7 ¹⁵ / ₁₆	201	7 ³ / ₁₆	183	132	60	
	API 5000	6 ³ / ₄	172	7 ¹⁵ / ₁₆	201	7 ³ / ₁₆	183	132	60	
	API 10000	8 ¹ / ₂	216	9 ⁷ / ₁₆	240	7 ³ / ₁₆	183	141	64	
	API 15000	8 ¹ / ₂	216	9 ⁷ / ₁₆	240	7 ³ / ₁₆	183	152	69	

2" Body size										
Flange Size	Class	A		B		C		Weight		
		in.	mm	in.	mm	in.	mm	Lbs	Kgs	
2"	ANSI 300	6 ³ / ₄	172	7 ¹⁵ / ₁₆	201	9 ¹³ / ₁₆	221	119	54	
	ANSI 600	6 ³ / ₄	172	7 ¹⁵ / ₁₆	201	9 ¹³ / ₁₆	221	123	56	
	ANSI 900	6 ³ / ₄	172	7 ¹⁵ / ₁₆	201	9 ¹³ / ₁₆	221	152	69	
	ANSI 1500	6 ³ / ₄	172	7 ¹⁵ / ₁₆	201	9 ¹³ / ₁₆	221	152	69	
	ANSI 2500	8 ¹ / ₂	216	9 ⁷ / ₁₆	240	9 ¹³ / ₁₆	221	176	80	
2 ¹ / ₁₆ "	API 2000	6 ³ / ₄	172	7 ¹⁵ / ₁₆	201	9 ¹³ / ₁₆	221	132	60	
	API 3000	6 ³ / ₄	172	7 ¹⁵ / ₁₆	201	9 ¹³ / ₁₆	221	161	73	
	API 5000	6 ³ / ₄	172	7 ¹⁵ / ₁₆	201	9 ¹³ / ₁₆	221	161	73	
	API 10000	8 ¹ / ₂	216	9 ⁷ / ₁₆	240	9 ¹³ / ₁₆	221	172	78	
	API 15000	8 ¹ / ₂	216	9 ⁷ / ₁₆	240	9 ¹³ / ₁₆	221	220	100	
3"	ANSI 300	6 ³ / ₄	172	7 ¹⁵ / ₁₆	201	9 ¹³ / ₁₆	221	134	61	
	ANSI 600	6 ³ / ₄	172	7 ¹⁵ / ₁₆	201	9 ¹³ / ₁₆	221	141	64	
	ANSI 900	8 ¹ / ₂	216	9 ⁷ / ₁₆	240	9 ¹³ / ₁₆	221	163	74	
	ANSI 1500	8 ⁷ / ₈	225	11 ³ / ₈	289	9 ¹³ / ₁₆	221	192	87	
	ANSI 2500	10 ¹³ / ₁₆	275	13 ³ / ₈	339	9 ¹³ / ₁₆	221	265	120	
3 ¹ / ₁₆ "	API 2000	6 ³ / ₄	172	7 ¹⁵ / ₁₆	201	9 ¹³ / ₁₆	250	150	68	
	API 3000	8 ¹ / ₂	216	9 ⁷ / ₁₆	240	9 ¹³ / ₁₆	250	172	78	
	API 5000	8 ⁷ / ₈	225	11 ³ / ₈	289	9 ¹³ / ₁₆	250	201	91	
	API 10000	10 ¹³ / ₁₆	275	13 ³ / ₈	339	9 ¹³ / ₁₆	250	231	105	
	API 15000	10 ¹³ / ₁₆	275	13 ³ / ₈	339	9 ¹³ / ₁₆	250	267	121	
4"	ANSI 300	8 ⁷ / ₈	225	11 ³ / ₈	289	9 ¹³ / ₁₆	250	152	69	
	ANSI 600	8 ⁷ / ₈	225	11 ³ / ₈	289	9 ¹³ / ₁₆	250	181	82	
	ANSI 900	10 ¹³ / ₁₆	275	13 ³ / ₈	339	9 ¹³ / ₁₆	250	203	92	
	ANSI 1500	10 ¹³ / ₁₆	275	13 ³ / ₈	339	9 ¹³ / ₁₆	250	236	107	
	ANSI 2500	12 ⁵ / ₁₆	312	16 ¹ / ₄	412	9 ¹³ / ₁₆	250	348	158	
4 ¹ / ₈ "	API 2000	8 ⁷ / ₈	225	11 ³ / ₈	289	9 ¹³ / ₁₆	250	190	86	
	API 3000	10 ¹³ / ₁₆	275	13 ³ / ₈	339	9 ¹³ / ₁₆	250	212	96	
	API 5000	10 ¹³ / ₁₆	275	13 ³ / ₈	339	9 ¹³ / ₁₆	250	245	111	
	API 10000	12 ⁵ / ₁₆	312	16 ¹ / ₄	412	9 ¹³ / ₁₆	250	287	130	
	API 15000	12 ⁵ / ₁₆	312	16 ¹ / ₄	412	9 ¹³ / ₁₆	250	335	152	

Vonk Choke Valve

Model CHV (Angle Body)

End-to-end dimensions

3" Body size																			
Flange Size	Class	A		B		C		Weight		Flange Size	Class	A		B		C		Weight	
		in.	mm	in.	mm	in.	mm	Lbs	Kgs			in.	mm	in.	mm	in.	mm	Lbs	Kgs
3"	ANSI 300	7 ³ / ₈	187	9 ⁷ / ₈	251	13 ³ / ₄	350	282	128	4 ¹ / ₁₆ "	API 2000	8 ⁷ / ₈	225	11 ³ / ₈	289	13 ³ / ₄	350	153	153
	ANSI 600	7 ¹ / ₂	190	10	254	13 ³ / ₄	350	132	132		API 3000	10 ¹³ / ₁₆	275	13 ³ / ₈	339	13 ³ / ₄	350	163	163
	ANSI 900	8 ⁷ / ₈	225	11 ³ / ₈	289	13 ³ / ₄	350	142	142		API 5000	10 ¹³ / ₁₆	275	13 ³ / ₈	339	13 ³ / ₄	350	186	186
	ANSI 1500	8 ⁷ / ₈	225	11 ³ / ₈	289	13 ³ / ₄	350	175	175		API 10000	12 ⁵ / ₁₆	312	16 ¹ / ₄	412	13 ³ / ₄	350	197	197
	ANSI 2500	10 ¹³ / ₁₆	275	13 ³ / ₈	339	13 ³ / ₄	350	187	187		API 15000	12 ⁵ / ₁₆	312	16 ¹ / ₄	412	13 ³ / ₄	350	209	209
3 ¹ / ₈ "	API 2000	7 ¹ / ₂	190	10	254	13 ³ / ₄	350	136	136	6"	ANSI 300	10 ¹³ / ₁₆	275	13 ³ / ₈	339	13 ³ / ₄	350	153	153
	API 3000	8 ⁷ / ₈	225	11 ³ / ₈	289	13 ³ / ₄	350	146	146		ANSI 600	13 ³ / ₄	350	17 ¹¹ / ₁₆	450	13 ³ / ₄	350	184	184
	API 5000	8 ⁷ / ₈	225	11 ³ / ₈	289	13 ³ / ₄	350	178	178		ANSI 900	13 ³ / ₄	350	17 ¹¹ / ₁₆	450	13 ³ / ₄	350	210	210
3 ¹ / ₁₆ "	API 10000	10 ¹³ / ₁₆	275	13 ³ / ₈	339	13 ³ / ₄	350	184	184		ANSI 1500	13 ³ / ₄	350	17 ¹¹ / ₁₆	450	13 ³ / ₄	350	251	251
	API 15000	10 ¹³ / ₁₆	275	13 ³ / ₈	339	13 ³ / ₄	350	210	210		ANSI 2500	16 ⁷ / ₁₆	417	20 ³ / ₈	517	13 ³ / ₄	350	400	400
4"	ANSI 300	8 ⁷ / ₈	225	11 ³ / ₈	289	13 ³ / ₄	350	137	137	7 ¹ / ₁₆ "	API 2000	13 ³ / ₄	350	17 ¹¹ / ₁₆	450	13 ³ / ₄	350	190	190
	ANSI 600	8 ⁷ / ₈	225	11 ³ / ₈	289	13 ³ / ₄	350	149	149		API 3000	13 ³ / ₄	350	17 ¹¹ / ₁₆	450	13 ³ / ₄	350	216	216
	ANSI 900	10 ¹³ / ₁₆	275	13 ³ / ₈	339	13 ³ / ₄	350	159	159		API 5000	13 ³ / ₄	350	17 ¹¹ / ₁₆	450	13 ³ / ₄	350	257	257
	ANSI 1500	10 ¹³ / ₁₆	275	13 ³ / ₈	339	13 ³ / ₄	350	195	195		API 10000	16 ⁷ / ₁₆	417	20 ³ / ₈	517	13 ³ / ₄	350	400	400
	ANSI 2500	12 ⁵ / ₁₆	312	16 ¹ / ₄	412	13 ³ / ₄	350	225	225		API 15000	16 ⁷ / ₁₆	417	20 ³ / ₈	517	13 ³ / ₄	350	622	622

4" Body size																			
Flange Size	Class	A		B		C		Weight		Flange Size	Class	A		B		C		Weight	
		in.	mm	in.	mm	in.	mm	Lbs	Kgs			in.	mm	in.	mm	in.	mm	Lbs	Kgs
4"	ANSI 300	12 ⁵ / ₁₆	312	16 ¹ / ₄	412	16 ¹ / ₈	410	1113	505	7 ¹ / ₁₆ "	API 2000	14 ³ / ₄	375	17 ¹¹ / ₁₆	450	16 ¹ / ₈	410	1230	558
	ANSI 600	12 ¹⁵ / ₁₆	328	16 ⁷ / ₈	428	16 ¹ / ₈	410	1140	517		API 3000	14 ³ / ₄	375	17 ¹¹ / ₁₆	450	16 ¹ / ₈	410	1287	584
	ANSI 900	13 ³ / ₄	350	17 ¹¹ / ₁₆	450	16 ¹ / ₈	410	1162	527		API 5000	14 ³ / ₄	375	17 ¹¹ / ₁₆	450	16 ¹ / ₈	410	1378	625
	ANSI 1500	13 ³ / ₄	350	17 ¹¹ / ₁₆	450	16 ¹ / ₈	410	1195	542		API 10000	18 ³ / ₈	467	20 ³ / ₈	517	16 ¹ / ₈	410	1695	769
	ANSI 2500	13 ³ / ₄	350	17 ¹¹ / ₁₆	450	16 ¹ / ₈	410	1307	593		API 15000	18 ³ / ₈	467	20 ³ / ₈	517	16 ¹ / ₈	410	2086	946
4 ¹ / ₁₆ "	API 2000	12 ¹⁵ / ₁₆	328	16 ⁷ / ₈	428	16 ¹ / ₈	410	1149	521	8"	ANSI 300	14 ³ / ₄	375	17 ¹¹ / ₁₆	450	16 ¹ / ₈	410	1195	542
	API 3000	13 ³ / ₄	350	17 ¹¹ / ₁₆	450	16 ¹ / ₈	410	1171	531		ANSI 600	14 ³ / ₄	375	17 ¹¹ / ₁₆	450	16 ¹ / ₈	410	1301	590
	API 5000	13 ³ / ₄	350	17 ¹¹ / ₁₆	450	16 ¹ / ₈	410	1208	548		ANSI 900	18 ³ / ₈	467	20 ³ / ₈	517	16 ¹ / ₈	410	1422	645
	API 10000	13 ³ / ₄	350	17 ¹¹ / ₁₆	450	16 ¹ / ₈	410	1263	573		ANSI 1500	18 ³ / ₈	467	20 ³ / ₈	517	16 ¹ / ₈	410	1579	716
	API 15000	13 ³ / ₄	350	17 ¹¹ / ₁₆	450	16 ¹ / ₈	410	1327	602		ANSI 2500	20 ¹ / ₁₆	510	21 ⁵ / ₈	550	16 ¹ / ₈	410	2013	913
6"	ANSI 300	12 ¹⁵ / ₁₆	328	16 ⁷ / ₈	428	16 ¹ / ₈	410	1149	521	9"	API 2000	14 ³ / ₄	375	17 ¹¹ / ₁₆	450	16 ¹ / ₈	410	1314	596
	ANSI 600	14 ³ / ₄	375	17 ¹¹ / ₁₆	450	16 ¹ / ₈	410	1217	552		API 3000	18 ³ / ₈	467	20 ³ / ₈	517	16 ¹ / ₈	410	1435	651
	ANSI 900	14 ³ / ₄	375	17 ¹¹ / ₁₆	450	16 ¹ / ₈	410	1274	578		API 5000	18 ³ / ₈	467	20 ³ / ₈	517	16 ¹ / ₈	410	1592	722
	ANSI 1500	14 ³ / ₄	375	17 ¹¹ / ₁₆	450	16 ¹ / ₈	410	1365	619		API 10000	20 ¹ / ₁₆	510	21 ⁵ / ₈	550	16 ¹ / ₈	410	2013	913
	ANSI 2500	18 ³ / ₈	467	20 ³ / ₈	517	16 ¹ / ₈	410	1695	769		API 15000	20 ¹ / ₁₆	510	21 ⁵ / ₈	550	16 ¹ / ₈	410	2546	1155

Vonk Choke Valve

Model CHV (Angle Body)

End-to-end dimensions

6" Body size																			
Flange Size	Class	A		B		C		Weight		Flange Size	Class	A		B		C		Weight	
		in.	mm	in.	mm	in.	mm	Lbs	Kgs			in.	mm	in.	mm	in.	mm	Lbs	Kgs
6"	ANSI 300	12 ¹⁵ / ₁₆	328	16 ⁷ / ₈	428	16 ⁹ / ₁₆	420	1980	898	9"	API 2000	14 ³ / ₄	375	17 ¹¹ / ₁₆	450	16 ⁹ / ₁₆	420	2145	973
	ANSI 600	14 ³ / ₄	375	17 ¹¹ / ₁₆	450	16 ⁹ / ₁₆	420	2048	929		API 3000	18 ³ / ₈	467	20 ³ / ₈	517	16 ⁹ / ₁₆	420	2266	1028
	ANSI 900	14 ³ / ₄	375	17 ¹¹ / ₁₆	450	16 ⁹ / ₁₆	420	2105	955		API 5000	18 ³ / ₈	467	20 ³ / ₈	517	16 ⁹ / ₁₆	420	2423	1099
	ANSI 1500	14 ³ / ₄	375	17 ¹¹ / ₁₆	450	16 ⁹ / ₁₆	420	2196	996		API 10000	20 ¹ / ₁₆	510	21 ⁵ / ₈	550	16 ⁹ / ₁₆	420	2844	1290
	ANSI 2500	18 ³ / ₈	467	20 ³ / ₈	517	16 ⁹ / ₁₆	420	2526	1146		API 15000	20 ¹ / ₁₆	510	21 ⁵ / ₈	550	16 ⁹ / ₁₆	420	3338	1514
7 ¹ / ₁₆ "	API 2000	14 ³ / ₄	375	17 ¹¹ / ₁₆	450	16 ⁹ / ₁₆	420	2061	935	10"	ANSI 300	15 ⁹ / ₁₆	395	18 ¹ / ₂	470	16 ⁹ / ₁₆	420	2083	945
	API 3000	14 ³ / ₄	375	17 ¹¹ / ₁₆	450	16 ⁹ / ₁₆	420	2119	961		ANSI 600	15 ⁹ / ₁₆	395	18 ¹ / ₂	470	16 ⁹ / ₁₆	420	2277	1033
	API 5000	14 ³ / ₄	375	17 ¹¹ / ₁₆	450	16 ⁹ / ₁₆	420	2209	1002		ANSI 900	18 ⁷ / ₈	480	20 ⁷ / ₈	530	16 ⁹ / ₁₆	420	2421	1098
	API 10000	18 ³ / ₈	467	20 ³ / ₈	517	16 ⁹ / ₁₆	420	2526	1146		ANSI 1500	18 ⁷ / ₈	480	20 ⁷ / ₈	530	16 ⁹ / ₁₆	420	2749	1247
	API 15000	18 ³ / ₈	467	20 ³ / ₈	517	16 ⁹ / ₁₆	420	2888	1310		ANSI 2500	24	610	25 ⁹ / ₁₆	650	16 ⁹ / ₁₆	420	3693	1675
8"	ANSI 300	14 ³ / ₄	375	17 ¹¹ / ₁₆	450	16 ⁹ / ₁₆	420	2026	919	11"	API 2000	15 ⁹ / ₁₆	395	18 ¹ / ₂	470	16 ⁹ / ₁₆	420	2297	1042
	ANSI 600	14 ³ / ₄	375	17 ¹¹ / ₁₆	450	16 ⁹ / ₁₆	420	2132	967		API 3000	18 ⁷ / ₈	480	20 ⁷ / ₈	530	16 ⁹ / ₁₆	420	2441	1107
	ANSI 900	18 ³ / ₈	467	20 ³ / ₈	517	16 ⁹ / ₁₆	420	2253	1022		API 5000	18 ⁷ / ₈	480	20 ⁷ / ₈	530	16 ⁹ / ₁₆	420	2769	1256
	ANSI 1500	18 ³ / ₈	467	20 ³ / ₈	517	16 ⁹ / ₁₆	420	2410	1093		API 10000	24	610	25 ⁹ / ₁₆	650	16 ⁹ / ₁₆	420	3704	1680
	ANSI 2500	20 ¹ / ₁₆	510	21 ⁵ / ₈	550	16 ⁹ / ₁₆	420	2851	1293		API 15000	24	610	25 ⁹ / ₁₆	650	16 ⁹ / ₁₆	420	4954	2247

8" Body size																				
Flange Size	Class	A		B		C		Weight		Flange Size	Class	A		B		C		Weight		
		in.	mm	in.	mm	in.	mm	Lbs	Kgs			in.	mm	in.	mm	in.	mm	Lbs	Kgs	
7 ¹ / ₁₆ "	API 2000	15 ³ / ₄	400	18 ¹¹ / ₁₆	475	16 ⁹ / ₁₆	420	3504	1590	10"	ANSI 300	16 ⁹ / ₁₆	420	19 ¹ / ₂	495	16 ⁹ / ₁₆	420	3542	1607	
	API 3000	15 ³ / ₄	400	18 ¹¹ / ₁₆	475	16 ⁹ / ₁₆	420	3602	1634		ANSI 600	16 ⁹ / ₁₆	420	19 ¹ / ₂	495	16 ⁹ / ₁₆	420	3872	1756	
	API 5000	15 ³ / ₄	400	18 ¹¹ / ₁₆	475	16 ⁹ / ₁₆	420	3755	1703		ANSI 900	19 ⁷ / ₈	505	21 ⁷ / ₈	555	16 ⁹ / ₁₆	420	4115	1867	
	API 10000	19 ³ / ₈	492	21 ⁵ / ₁₆	542	16 ⁹ / ₁₆	420	4295	1948		ANSI 1500	19 ⁷ / ₈	505	21 ⁷ / ₈	555	16 ⁹ / ₁₆	420	4674	2120	
8"	ANSI 300	15 ³ / ₄	400	18 ¹¹ / ₁₆	475	16 ⁹ / ₁₆	420	3444	1562	12"	ANSI 2500	25	635	26 ⁹ / ₁₆	675	16 ⁹ / ₁₆	420	6278	2848	
	ANSI 600	15 ³ / ₄	400	18 ¹¹ / ₁₆	475	16 ⁹ / ₁₆	420	3624	1644		11"	ANSI 300	16 ⁹ / ₁₆	420	19 ¹ / ₂	495	16 ⁹ / ₁₆	420	3542	1607
	ANSI 900	19 ³ / ₈	492	21 ⁵ / ₁₆	542	16 ⁹ / ₁₆	420	3830	1737			ANSI 600	16 ⁹ / ₁₆	420	19 ¹ / ₂	495	16 ⁹ / ₁₆	420	3872	1756
	ANSI 1500	19 ³ / ₈	492	21 ⁵ / ₁₆	542	16 ⁹ / ₁₆	420	4096	1858			ANSI 900	19 ⁷ / ₈	505	21 ⁷ / ₈	555	16 ⁹ / ₁₆	420	4115	1867
ANSI 2500	21 ¹ / ₁₆	535	22 ⁵ / ₈	575	16 ⁹ / ₁₆	420	4846	2198	ANSI 1500	19 ⁷ / ₈		505	21 ⁷ / ₈	555	16 ⁹ / ₁₆	420	4674	2120		
9"	API 2000	15 ³ / ₄	400	18 ¹¹ / ₁₆	475	16 ⁹ / ₁₆	420	3647	1654	11"	ANSI 2500	25	635	26 ⁹ / ₁₆	675	16 ⁹ / ₁₆	420	6278	2848	
	API 3000	19 ³ / ₈	492	21 ⁵ / ₁₆	542	16 ⁹ / ₁₆	420	3853	1748		10"	API 2000	16 ⁹ / ₁₆	420	19 ¹ / ₂	495	16 ⁹ / ₁₆	420	3905	1771
	API 5000	19 ³ / ₈	492	21 ⁵ / ₁₆	542	16 ⁹ / ₁₆	420	4119	1868			API 3000	19 ⁷ / ₈	505	21 ⁷ / ₈	555	16 ⁹ / ₁₆	420	4149	1882
	API 10000	21 ¹ / ₁₆	535	22 ⁵ / ₈	575	16 ⁹ / ₁₆	420	4835	2193			API 5000	19 ⁷ / ₈	505	21 ⁷ / ₈	555	16 ⁹ / ₁₆	420	4707	2135
									API 10000	25		635	26 ⁹ / ₁₆	675	16 ⁹ / ₁₆	420	6296	2856		

Vonk Choke Valve

Model CHV (Angle Body)

Orifice diameters and C_v values

1" Body size

Orifice Diameter [mm]	Bean size in 64th of an inch	C _v Value	C _v Range with	
			Circ. Orifice	DV-trim
3	8	0.36	0.07 - 0.36	0.01 - 0.36
4	10	0.66	0.13 - 0.66	0.03 - 0.66
5	13	1	0.21 - 1	0.04 - 1
6	15	1.5	0.30 - 1.5	0.06 - 1.5
7	18	2	0.38 - 2	0.08 - 2
8	20	2.6	0.56 - 2.6	0.11 - 2.6
10	25	4.3	0.88 - 4.3	0.18 - 4.3
12.5	32	6.5	1.30 - 6.5	0.26 - 6.5

2" Body size

Orifice Diameter [mm]	Bean size in 64th of an inch	C _v Value	C _v Range with	
			Circ. Orifice	DV-trim
15	38	9	1.8 - 9	0.3 - 9
18	45	13	2.7 - 13	0.5 - 13
21	53	19	3.7 - 19	0.7 - 19
25	64	27	5.2 - 27	1 - 27

Also orifice diameters mentioned under 1" can be installed in the 2" body size

3" Body size

Orifice [mm]	Bean size in 64th of an inch	C _v Value	C _v Range
30	76	38	1.6 - 38
35	88	52	2.1 - 52
40	101	70	2.8 - 70
45	113	91	3.7 - 91
50	128	115	4.5 - 115

Also orifice diameters mentioned under 1" and 2" can be installed in the 3" body size

4" Body size

Orifice [mm]	Bean size in 64th of an inch	C _v Value	C _v Range
55	139	136	5 - 136
60	151	162	6 - 162
67	169	202	8 - 102
70	176	225	9 - 225
75	192	255	10 - 255

Also orifice diameters mentioned under 1", 2" and 3" can be installed in the 4" body size

6" Body size

Orifice [mm]	Bean size in 64th of an inch	C _v Value	C _v Range
82	207	302	12 - 302
90	227	365	14 - 365
100	252	458	18 - 458
108	272	534	21 - 534

Also orifice diameters mentioned under 1", 2", 3" and 4" can be installed in the 6" body size

8" Body size

Orifice [mm]	Bean size in 64th of an inch	C _v Value	C _v Range
110	277	549	21 - 547
125	315	708	28 - 708
150	384	1030	41 - 1030

Also orifice diameters mentioned under 1", 2", 3", 4" and 6" can be installed in the 8" body size

Standard end-to-end dimensions are available. On request, the build-in dimensions can be modified to customer specification.



Vonk Choke Valve

Model CHV (Angle Body)